

BEDROCK

 **GENROSE**





12"x12" | 12"x24" | 24"x24" Field Tile in Almond
12"x12" Foliage Mosaic in Almond



12"x12" Foliage Mosaic in Grey
12"x24" Lined Deco in Grey
12"x24" Field Tile in Grey



24"x48" Field Tile in Grey



12"x24" Lined Deco in White
24"x48" Field Tile in White



24"x24" Field Tile in Black


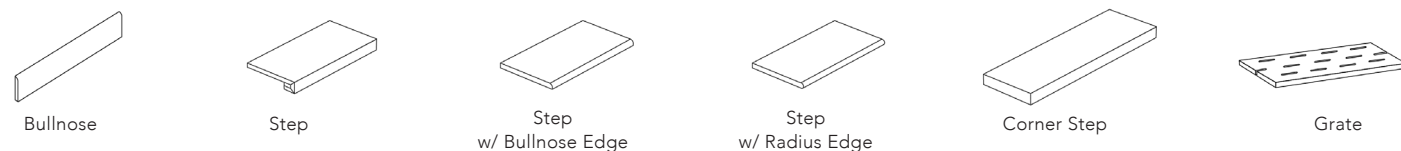


24"x48" Field Tile in Black

AVAILABLE IN:

8.5mm Field Tiles - Rectified Edge			
SIZE	FINISH	COLORS	
12"x12"	Natural	White Almond Grey Black	
8"x16"	Natural	White Almond Grey	
6"x24"	Natural	White Almond Grey Black	
12"x12"	Natural	White Almond Grey Black	
12"x24"	Natural	White Almond Grey Black	
24"x24"	Natural Grip	White Almond Grey Black	
24"x48"	Natural	White Almond Grey Black	
8.5mm Wall Decos - Rectified Edge			
SIZE	TYPE	FINISH	COLORS
12"x24"	Lined Deco	Natural	White Almond Grey Black
Mosaics			
SHEET SIZE	TYPE	FINISH	COLORS
12"x12"	2"x2" Mosaic	Natural	White Almond Grey Black
12" 12 3/4"	Foliage Mosaic	Natural	White Almond Grey Black
Trim			
SIZE	TYPE	FINISH	COLORS
4"x16"	Bullnose	Natural	White Almond Grey Black
3"x24"	Bullnose	Natural	White Almond Grey Black
2 3/4"x48"	Bullnose	Natural	White Almond Grey Black
13"x13"	Corner Step	Natural	White Almond Grey Black
13"x24"	Step	Natural	White Almond Grey Black
13"x48"	Step	Natural	White Almond Grey Black
13"x48"	Corner Step Right	Natural	White Almond Grey Black
13"x48"	Corner Step Left	Natural	White Almond Grey Black
20mm Outdoor Pavers - Rectified Pressed Edge			
SIZE	FINISH	COLORS	
24"x24"	Natural	White Almond Grey Black	
24"x48"	Natural	White Almond Grey Black	
20mm Outdoor Trim - Rectified Pressed Edge			
SIZE	TYPE	FINISH	COLORS
12"x24"	Step w/Bullnose Edge	Natural	White Almond Grey Black
12"x24"	Step w/Radius Edge	Natural	White Almond Grey Black
24"x24"	Step w/Bullnose Edge	Natural	White Almond Grey Black
24"x24"	Step w/Radius Edge	Natural	White Almond Grey Black
24"x48"	Step w/Bullnose Edge	Natural	White Almond Grey Black
24"x48"	Step w/Radius Edge	Natural	White Almond Grey Black
13"x13"	Corner Step	Natural	White Almond Grey Black
6"x24"	Stair	Natural	White Almond Grey Black
8"x8"	Grate	Natural	White Almond Grey Black
8"x24"	Grate	Natural	White Almond Grey Black


- All sizes are NOMINAL




White



Almond



Grey



Black

Colors shown may vary from actual product. Final selection should be made from actual product samples.



MADE TO ORDER FIELD TILES AND MOSAICS:

Minimum quantity required. Contact your sales representative for more information.

This represents a small portion of the mosaic patterns we offer.

We can cut any field tile to create a custom mosaic or field tile size as specified.

FIELD TILES		CUBES		BASKETWEAVE	
	Any 24" field tile can be cut down to a smaller size in any length and width combination with a 1" minimum.		2" 4"		1 3/8" x 3" 2" x 4"
		BRICKS		DIAMONDS	
			1" x 2" 1" x 3" 1 3/8" x 3" 2" x 4"		2"
FIELD SHAPES*		CHEVRONS		HERRINGBONE	
	Half Hexagon 6.7" Base		2" x 12"		1" x 2" 2" x 4" 5/8" x 4"
	Diamond 4"			HEXAGONS	
	Hexagon 6"		2" w/ 0.6" Squares	1 1/8" 2"	
	Chevron 2" x 12" 6" x 24"	TRAPEZOID W/ DOT		SQUARES	
			4" x 2 1/2" w/ 5/8" Dot		1" x 1" 1 3/8" x 1 3/8" 2" x 2" 3" x 3"
				RECTANGLES	
					1" x 2" 1" x 4"

*Other sizes available upon request

12"X24" LINED DECO



BEDROCK
Color Body Porcelain Tile



White



Almond



Grey



Black

2"X2" MOSAIC



White



Almond



Grey




Black


12"X12" FOLIAGE MOSAIC




White



Almond



Grey



Black

Features	Test Method	Value	
		8.5mm	20mm
Water Absorption	ISO 10545-3	~ 0.1%	~ 0.1%
Bending Strength	ISO 10545-4	~ 50 N/mm ²	~ 50 N/mm ²
Breaking Strength	ISO 10545-4	> 1300 N	> 1300 N
Impact Resistance	ISO 10545-5	~ 0.89 (COR)	~ 0.89 (COR)
DEEP Abrasion	ISO 10545-6	135 mm ³ Mohs ≥6	135 mm ³ Mohs ≥6
Linear Thermal Expansion	ISO 10545-8	~ 6.4x10 ⁻⁶ °C ⁻¹	~ 6.4x10 ⁻⁶ °C ⁻¹
Thermal Shock Resistance	ISO 10545-9	Resistant	Resistant
Frost Resistance	ISO 10545-12	Resistant	Resistant
Chemical Resistance	ISO 10545-13	GB	GA
Stain Resistance	ISO 10545-14	Class 3	Class 3
Color Resistance to Light Exposure	DIN 51094	Resistant	Resistant
Breakage Load	EN 12825	-	Class 1
Mechanical Strength	EN 1339-F	-	U11
Slip Resistance	DIN 51130	Natural: R10 Grip: R11	R11
	DIN 51097	Natural: B Grip: C	C
	ANSI A 326.3:2017 release 2019 (DCOF)	Natural: 0.66 Grip: 0.88	0.70

According to ANSI and MIA standards, depending on the type and size of tile, it is recommended to have at least a 1/8" wide grout joint for floor tiles in order to be able to fill the grout joint full and never less than 1/16" wide. Please refer to TCNA guidelines for more on grout recommendations.

Product Info:

- Color Body Porcelain Tile
- Natural Finish
- 8.5mm | 20mm Thicknesses
- Rectified | Pressed Edges
- V3 - Moderate Variation
- Frost Resistance = Yes



www.genrose.com

Contact your sales representative for more information. All material must be inspected prior to installation. Absolutely no claims will be accepted after installation.



www.genrose.com