

**KONCRETE**

 **GENROSE**





30"x59" Field Tile in Pearl | White  
Shapes Mosaic in Pearl



48"x48" Field Tile in Smoke  
Wall Hexagon Mosaic in Smoke and Black



30"x59" Field Tile in Tarmac  
Wall Hexagon Mosaic in Tarmac and Jade



Wall Hexagon Mosaic in Smoke and Yellow



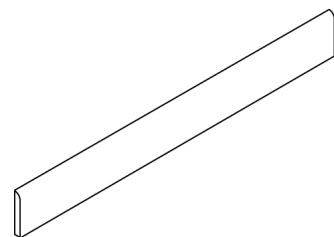
Shapes Mosaic in Pearl

Wall Hexagon Mosaic in Tarmac and Jade

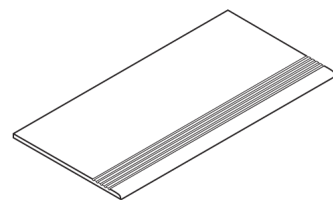
# AVAILABLE IN:

9mm Field Tiles			
SIZE	EDGE	FINISH	COLORS
12"x24"	Rectified	Matte	White   Pearl   Grey   Smoke   Tarmac
24"x24"	Rectified	Matte	White   Pearl   Grey   Smoke   Tarmac
24"x48"	Rectified	Matte	White   Pearl   Grey   Smoke   Tarmac
30"x30"	Rectified	Matte	White   Pearl   Grey   Smoke   Tarmac
30"x59"	Rectified	Matte	White   Pearl   Grey   Smoke   Tarmac
48"x48"	Rectified	Matte   Grip	White   Pearl   Grey   Smoke   Tarmac
20mm Outdoor Pavers			
SIZE	EDGE	FINISH	COLORS
24"x24"	Rectified	Textured	White   Grey   Smoke   Tarmac
24"x48"	Rectified	Textured	White   Grey   Smoke   Tarmac
36"x36"	Rectified	Textured	White   Grey   Smoke   Tarmac
48"x48"	Rectified	Textured	White   Grey   Smoke   Tarmac
Slabs			
SIZE	THICKNESS	FINISH	COLORS
48"x48"	6mm	Matte	White   Pearl   Grey   Smoke   Tarmac
48"x96"	9mm	Matte	White   Pearl   Grey   Smoke   Tarmac
48"x110"	6mm	Matte	White   Pearl   Grey   Smoke   Tarmac
63"x63"	6mm	Matte	White   Grey   Smoke   Tarmac
63"x126"	6mm   12mm	Matte	Grey   Smoke
9mm Mosaics			
TYPE	FINISH	COLORS	
2"x2" Mosaic	Matte	White   Pearl   Grey   Smoke   Tarmac	
Wall Hexagon Mosaic	Matte	Smoke + Yellow   Smoke + Black   Tarmac + Black   Tarmac + Jade	
Shapes Mosaic	Matte	White   Pearl   Grey   Smoke   Tarmac	
Trim Pieces			
SIZE	TYPE	FINISH	COLORS
3"x24"	Baseboard	Matte	White   Pearl   Grey   Smoke   Tarmac
12"x24"	Gradino	Matte	White   Pearl   Grey   Smoke   Tarmac
13"x24"	Scalino	Matte	White   Pearl   Grey   Smoke   Tarmac
13"x48"	Scalino	Matte	White   Pearl   Grey   Smoke   Tarmac
13"x59"	Scalino	Matte	White   Pearl   Grey   Smoke   Tarmac

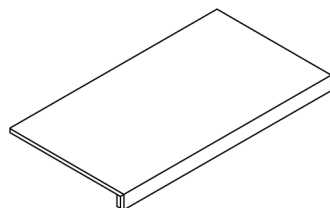
- All sizes are NOMINAL



Baseboard



Gradino



Scalino



White



Grey



Pearl



Tarmac



Smoke

Colors shown may vary from actual product. Final selection should be made from actual product samples.


## 2X2 MOSAIC



White




Pearl



Grey



Smoke



Tarmac

## SHAPES MOSAIC



White



Pearl



Grey



Smoke




Tarmac

## WALL HEXAGON MOSAIC



Smoke | Yellow



Smoke | Black



Tarmac | Jade



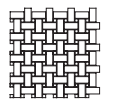


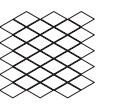

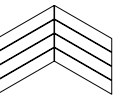




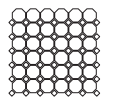
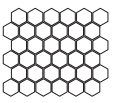
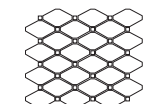




Tarmac | Black


## MADE TO ORDER FIELD TILES AND MOSAICS:

Minimum quantity required. Contact your sales representative for more information.

This represents a small portion of the mosaic patterns we offer. We can cut any field tile to create a custom mosaic or field tile size as specified.

FIELD TILES		CUBES		BASKETWEAVE	
	Any 24" field tile can be cut down to a smaller size in any length and width combination with a 1" minimum.		2" 4"		1 3/8" x 3" 2" x 4"
		BRICKS		DIAMONDS	
			1" x 2" 1" x 3" 1 3/8" x 3" 2" x 4"		2"
FIELD SHAPES*		CHEVRONS		HERRINGBONE	
	Half Hexagon 6.7" Base		2" x 12"		1" x 2" 2" x 4" 5/8" x 4"
	Diamond 4"	<b>OCTAGONS</b>		<b>HEXAGONS</b>	
	Hexagon 6"				
	Chevron 2" x 12" 6" x 24"		2" w/ 0.6" Squares		1 1/8" 2"
TRAPEZOID W/ DOT		SQUARES		RECTANGLES	
	4" x 2 1/2" w/ 5/8" Dot		1" x 1" 1 3/8" x 1 3/8" 2" x 2" 3" x 3"		1" x 2" 1" x 4"

\*Other sizes available upon request

Features	Test Methods	Floor Tile Value			
		Matte	48x110	Grip	20mm
Length and Width	ISO 10545 - 2	± 0.3% ± 1.0 mm			
Thickness		± 5% ± 0.5 mm			
Straightness of Sides		± 0.3% ± 0.8 mm			
Rectangularity		± 0.3% ± 1.5 mm			
Surface Flatness		± 0.4% ± 1.8 mm			
Water Absorption	ISO 10545 - 3	≤ 0.1 %			
Breaking Strength	ISO 10545-4	S ≥ 1500N	S ≥ 1000N	S ≥ 1500N	S ≥ 10000N
Modulus of Rupture		R ≥ 40 N/mm <sup>2</sup>	R ≥ 40 N/mm <sup>2</sup>	R ≥ 40 N/mm <sup>2</sup>	R ≥ 45 N/mm <sup>2</sup>
Bending Strength and Breaking Load	EN 1339 Annex F	-	-	-	≥ T11
Impact Resistance as Coefficient of Restitution	ISO 10545-5	≥ 0.55			
MOHS hardness	EN 101	6	6	8	8
Resistance to Deep Abrasion of Unglazed Tiles (removed volume)	ISO 10545-6	≤ 150 mm <sup>3</sup>			
Coefficient of Thermal Linear Expansion	ISO 10545-8	≤ 7M°K <sup>-1</sup>			
Thermal Shock Resistance	ISO 10545-9	Resistant			
Moisture Expansion	ISO 10545-10	≤ 0.01% (0.1mm/m)			
Frost Resistance	ISO 10545-12	Resistant			
Bond Strength / Adhesion for Improved Cementitious Adhesives	EN 1348	≥ 1.0 N/mm <sup>2</sup>			
Reaction to Fire	-	A1 - A1 <sub>f</sub>			
Resistance to Household Chemicals and Swimming Pool Salts	ISO 10545-13	A			
Resistance to Low Concentrations of Acids and Bases		LA			
Resistance to High Concentrations of Acids and Bases		HA			
Stain Resistance	ISO 10545-14	5			
Dynamic Coefficient of Friction (DCOF)	ANSI A137.1	> 0.50 Wet			
	LEED V4 This collection of porcelain floor and white body wall tiles can be used in projects that follow the guidelines of the GREEN BUILDING COUNCIL, which promotes the independent certification system LEED BD&C v4 (Leadership in Energy and Environmental Design, Building Design & Construction), whose parameters establish precise criteria for the design and construction of buildings that are healthy, energy efficient and with low environmental impact. All products in this collection will therefore contribute to obtaining the LEED V4 rating of buildings, in relation to different areas: Sustainability of the Site, Materials and Resources, Internal Environmental Quality.				

According to ANSI and MIA standards, depending on the type and size of tile, it is recommended to have at least a 1/8" wide grout joint for floor tiles in order to be able to fill the grout joint full and never less than 1/16" wide. Please refer to TCNA guidelines for more on grout recommendations.

### Product Info:

- Through Body Porcelain Tile
- Matte | Textured | Grip Finishes
- 6mm | 9mm | 12mm | 20mm Thicknesses
- Rectified Edge
- V3 - Moderate Variation
- Frost Resistance = Yes





[www.genrose.com](http://www.genrose.com)