

PUNTO

 GENROSE







12"x48" Deco in Mud



12"x12" Random Mosaic in Mud





12"x48" Deco in Dark  
24"x48" | 24"x24" | 12"x24" Field Tile in White



24"x48" Field Tile in Dark





24"x24" Field Tile in Grey



24"x48" Field Tile in Mud



# AVAILABLE IN:

## 10mm Field Tiles

Rectified Edge

24"x48" Natural Finish

24"x24" Natural Finish

12"x24" Natural Finish

## Decos + Mosaics

12"x48" Deco Natural Finish

12"x12" Random Natural Finish

12"x24" Listelli Sfalsati Natural Finish

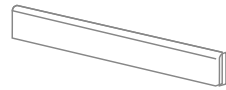
2"x2" Mosaic Natural Finish

1"x1" Mosaic Natural Finish

## Trim Pieces

2 15/16" x 23 5/8"

Baseboard Natural Finish


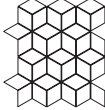





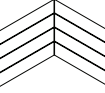



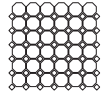


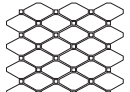




- All sizes are NOMINAL

# MADE TO ORDER FIELD TILES AND MOSAICS:

This represents a small portion of the mosaic patterns we offer.

We can cut any field tile to create a custom mosaic or field tile size as specified.

FIELD TILES		CUBES		BASKETWEAVE	
	Any 24" field tile can be cut down to a smaller size in any length and width combination with a 1" minimum.		2" 4"		1 3/8" x 3" 2" x 4"
		BRICKS		DIAMONDS	
			1" x 2" 1" x 3" 1 3/8" x 3" 2" x 4"		2"
FIELD SHAPES*		CHEVRONS		HERRINGBONE	
	Half Hexagon 6.7" Base		2" x 12"		1" x 2" 2" x 4" 5/8" x 4"
	Diamond 4"	OCTAGONS		HEXAGONS	
	Hexagon 6"		2" w/ 0.6" Squares		1 1/8" 2"
	Chevron 2" x 12" 6" x 24"	SQUARES		RECTANGLES	
	Trapezoid w/ Dot 4" x 2 1/2" w/ 5/8" Dot		1" x 1" 1 3/8" x 1 3/8" 2" x 2" 3" x 3"		1" x 2" 1" x 4"

\*Other sizes available upon request




Dark



Grey



Mud




White

Colors shown may vary from actual product. Final selection should be made from actual product samples.



## 12"X48" DECO



White

Grey

Mud

Dark

## 12"X12" RANDOM




White



Grey



Mud



Dark

## 12"X24" LISTELLI SFALSATI



White

Grey

Mud

Dark


## 1"X1" MOSAIC




White



Grey



Mud



Dark

## 2"X2" MOSAIC




White



Grey



Mud



Dark

Features	Test Method	Value
Flatness	ISO 10545-2	± 0.26 % ± 1.5 mm
Water Absorption	ISO 10545-3	Compliant
Modulus Of Rupture	ISO 10545-4	≥50 N/mm <sup>2</sup>
Breaking Strength	ISO 10545-4	≥2000 N
Frost Resistance	ISO 10545-12	Compliant
Chemical Resistance	ISO 10545-13	GA - GLA - GHA
Stain Resistance	ISO 10545-14	5
Slip Resistance	ANSI A 137.1 - 2012 DCOF (Section 9.6)	WET≥0.42
Recycled Material	-	Min. 7.5%
This product will contribute to USGBC registered LEED projects. It will also contribute to the ANSI approved NAHB Green Building Standard ICC 70.		

According to ANSI and MIA standards, depending on the type and size of tile, it is recommended to have at least a 1/8" wide grout joint for floor tiles in order to be able to fill the grout joint full and never less than 1/16" wide. Please refer to TCNA guidelines for more on grout recommendations.

### Product Info:

- Color Body Glazed Porcelain Tile
- Natural Finish
- 10mm Thickness
- Rectified Edge
- PEI Rating = 4 (Grey | Mud | Dark)  
5 (White)
- V3 - Moderate Variation
- Frost Resistance = Yes





[www.genrose.com](http://www.genrose.com)