

SHALE

 GENROSE





12"x24" Field Tile in Stardust White

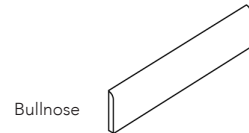


12"x24" Field Tile in Nightfall Black

# AVAILABLE IN:

9mm Field Tiles			
SIZE	FINISH		COLORS
12"x12"	Matte		Stardust White   Pinnacle Beige   Rockwall Gray   Deep Taupe   Nightfall Black   Canyon Slate
12"x24"	Matte		Stardust White   Pinnacle Beige   Rockwall Gray   Deep Taupe   Nightfall Black   Canyon Slate
Mosaics			
SHEET SIZE	TYPE	FINISH	COLORS
12"x12"	2"x2" Mosaic	Matte	Stardust White   Pinnacle Beige   Rockwall Gray   Deep Taupe   Nightfall Black   Canyon Slate
Trim Pieces			
SHEET SIZE	TYPE	FINISH	COLORS
3"x12"	Bullnose	Matte	Stardust White   Pinnacle Beige   Rockwall Gray   Deep Taupe   Nightfall Black   Canyon Slate

All Sizes are Nominal.

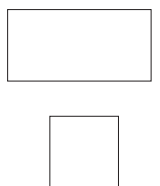



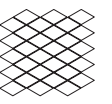

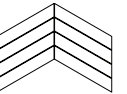






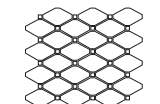
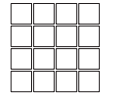



# MADE TO ORDER FIELD TILES AND MOSAICS:

Minimum quantity required. Contact your sales representative for more information.

This represents a small portion of the mosaic patterns we offer.

We can cut any field tile to create a custom mosaic or field tile size as specified.

FIELD TILES		CUBES		BASKETWEAVE	
	Any 24" field tile can be cut down to a smaller size in any length and width combination with a 1" minimum.		2" 4"		1 <sup>3</sup> / <sub>8</sub> "x3" 2"x4"
		BRICKS		DIAMONDS	
			1"x2" 1"x3" 1 <sup>3</sup> / <sub>8</sub> "x3" 2"x4"		2"
FIELD SHAPES*		CHEVRONS		HERRINGBONE	
	Half Hexagon 6.7" Base		2"x12"		1"x2" 2"x4" 5 <sup>1</sup> / <sub>8</sub> "x4"
	Diamond 4"			HEXAGONS	
	Hexagon 6"		2" w/ 0.6" Squares		1 <sup>1</sup> / <sub>8</sub> " 2"
	Chevron 2"x12" 6"x24"			RECTANGLES	
TRAPEZOID W/ DOT		SQUARES			
	4"x2 <sup>1</sup> / <sub>2</sub> " w/ 5 <sup>1</sup> / <sub>8</sub> " Dot		1"x1"    2"x2" 1 <sup>3</sup> / <sub>8</sub> "x1 <sup>3</sup> / <sub>8</sub> "    3"x3"		1"x2" 1"x4"

\*Other sizes available upon request

All Sizes are Nominal.



Stardust White



Pinnacle Beige



Rockwall Gray



Deep Taupe



Nightfall Black



Canyon Slate

Colors shown may vary from actual product. Final selection should be made from actual product samples.


# 2"X2" MOSAIC




**Stardust White**




**Pinnacle Beige**




**Rockwall Gray**



**Deep Taupe**



**Nightfall Black**



**Canyon Slate**



**SHALE**  
Glazed Porcelain Tile

Features	Test Method	Value
Thickness	C499	max ± 0.030 inch
Water Absorption	C373	> 0.5%
Scratch Hardness	-	7 Mohs
Breaking Strength	C648	≥ 450 lbf. avg.
Thermal Shock Resistance	C484	Resistant
Frost Resistance	C1026	Resistant
Bond Strength	C482	≥ 50 PSI (0.34 MPa)
Recycled Material	-	≥40%



This product will contribute to USGBC registered LEED projects.  
It will also contribute to the ANSI approved NAHB Green Building Standard ICC 700.  
Low Emissions Material • Zero VOC

According to ANSI and MIA standards, depending on the type and size of tile, it is recommended to have at least a 1/8" wide grout joint for floor tiles in order to be able to fill the grout joint full and never less than 1/16" wide. Please refer to TCNA guidelines for more on grout recommendations.



12"x24" Field Tile in Pinnacle Beige

**Product Info:**

- Glazed Porcelain Tile
- Matte Finish
- 8mm | 9mm Thicknesses
- Pressed Edge
- V3 - Moderate Variation
- Frost Resistance = Yes



[www.genrose.com](http://www.genrose.com)

Contact your sales representative for more information. All material must be inspected prior to installation. Absolutely no claims will be accepted after installation.



[www.genrose.com](http://www.genrose.com)